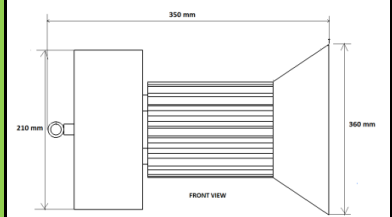
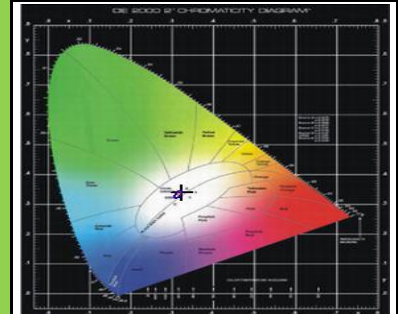
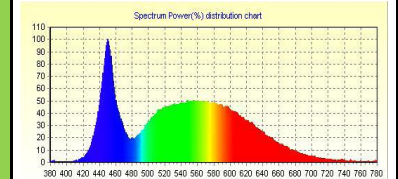


MODEL NAME
EELS 40W COB HB

Characteristic		Parameters	
MECHANICAL SPECIFICATION	Fixture Housing	Extruded Aluminium Housing (Heatsink)	
	Fixture Dimension	350 mm X 360 mm X 210 mm	
	Diffuser Closure	Borosilicate glass lens is provided on COB LED	
	Weight	2.740 Kg	
	IP Standard	IP65	
LUMINARIES	Total Wattage	40 Watts	
	Initial Lumen	4800 Lumen	
	Luminaire Efficacy (Lm/Watt)	120 Lm/W	
	Life	50,000 Burning Hours	
	Starting Time	Rapid (0.2 sec)	
	Operating Temperature	From -20° to +60° C	
LED DRIVER	Type of Driver	Constant Current (CC)	
	Input Voltage Range	150 VAC ~ 265 VAC	
	Frequency Range	50 Hz	
	Power factor	> 0.98	
	Total Harmonic Distortion	< 10 %	
	Surge Protection	3.75 Kv	
	Protection	Thermal Protection, Output Short Circuit Protection, Over Load Protection, Surge Protection, Over Voltage Protection	
LED LAMP	Light Source	COB LED	
	Lamp Efficacy	> 150 Lm/W	
	Colour Temperature	3000 K - 6500 K	
	CRI	> 80	
	Certification/Report	LM80 / Photo Bio.Test	
OPTICS	Optics Type	Glass Lens	
	MOC of Optics	Clear Borosilicate Glass	
	Identification Feature	Unique Serial No. Printed on each Lamp	
Beam Angle	60°/ 90°/ 120°		
APPLICATION	The luminaires can be used for lighting of indoor high bay applications in all type of industries		

PRODUCT IMAGE

SCHEMATIC IMAGE

THERMAL IMAGE

LED SPECTRUM

LIGHT DISTRIBUTION
