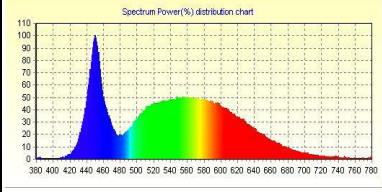
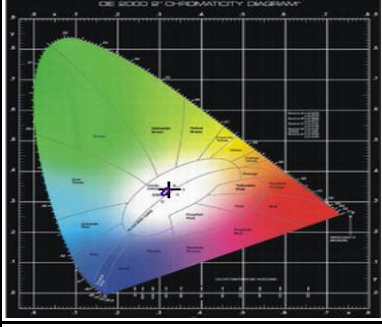
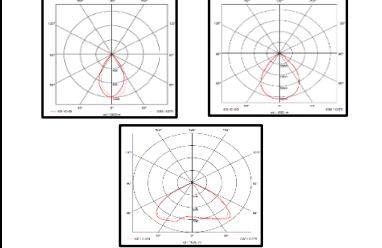

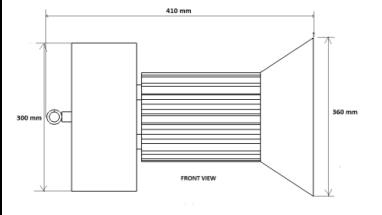



**MODEL NAME**
**EELS 100W COB HB**

Characteristic		Parameters	
<b>MECHANICAL SPECIFICATION</b>	Fixture Housing	Extruded Aluminium Housing(Heatsink)	
	Fixture Dimension	410 mm X 360 mm X 300 mm	
	Diffuser Closure	Borosilicate glass lens is provided on COB LED	
	Weight	4.560 Kg	
	IP Standard	IP65	
<b>LUMINARIES</b>	Total Wattage	100 Watts	
	Initial Lumen	12000 Lumen	
	Luminaire Efficacy (Lm/Watt)	120 Lm/W	
	Life	50,000 Burning Hours	
	Starting Time	Rapid (0.2 sec)	
	Operating Temperature	From -20° to +60° C	
<b>LED DRIVER</b>	Type of Driver	Constant Current (CC)	
	Input Voltage Range	150 VAC ~ 265 VAC	
	Frequency Range	50 Hz	
	Power factor	> 0.98	
	Total Harmonic Distortion	< 10 %	
	Surge Protection	3.75 Kv	
	Protection	Thermal Protection, Output Short Circuit Protection, Over Load Protection, Surge Protection, Over voltage Protection	
<b>LED LAMP</b>	Light Source	COB LED	
	Lamp Efficacy	> 150 Lm/W	
	Colour Temperature	3000 K - 6500 K	
	CRI	> 80	
	Certification/Report	LM80 / Photo Bio.Test	
<b>OPTICS</b>	Optics Type	Glass Lens	
	MOC of Optics	Clear Borosilicate Glass	
	Identification Feature	Unique Serial No.Printed on each Lamp	
Beam Angle	60°/ 90°/ 120°		
<b>LED SPECTRUM</b>	Spectrum Power(%) distribution chart		
	CIE 1931 Color Space Chromaticity Diagram		
	Light Distribution		
<b>THERMAL IMAGE</b>	Thermal Image		
	Schematic Image		
<b>PRODUCT IMAGE</b>			

**APPLICATION**

The luminaires can be used for lighting of indoor high bay applications in all type of industries