

[www.eetamax.com](http://www.eetamax.com)

WE OFFER  
**MOST**  
EFFICIENT  
QUALITY  
LIGHT



**Eetamax**<sup>TM</sup>  
Energy Efficient LED Lighting Systems

## ■ Eetamax at a glance

Eetamax is a manufacturer and supplier of high performance industrial lights and lighting control solutions. Eetamax has over 2 decades of experience in the lighting industry. Our core competence is developing, manufacturing and selling general and special purpose lighting fittings.

We make over 300 products for a wide range of indoor and outdoor applications for industries and offices. We also provide connected lighting control solutions based on DALI, RF, and other technologies for both indoor as well as outdoor use.

Eetamax has a state-of-the-art design facility equipped with photometric, thermal, and electronics labs. Our manufacturing facility is located in Maharashtra, India. Eetamax boasts of a loyal customer base of many MNCs spread across the country.



**Industrial Lighting  
Specialist**



**300+  
Products**

**20+  
YEARS**

**20+ Years  
Experience**

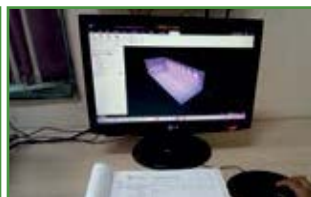


**Lighting  
Control**

## ■ Factory facilities



**Photometry Lab  
Integrating Sphere**



**Lighting Design  
Center**



**Pick & Place  
Machine**



**5 Zone  
Reflow Oven**



**Thermal  
Imager**



**Temperature Controlled  
Oven**



**Power  
Analysis**



**H V Test +  
Insulation Test**

## ■ Memberships & Certifications



**Digital Illumination  
Interface Alliance  
(DiiA)**



**Indian Society of  
Lighting Engineers  
(ISLE)**



**ELCOMA  
of  
India**



**ABS Quality  
Evaluations  
ISO 9001:2015**




**BIS  
Certified  
Products**

## ■ Our Esteemed Clients



## ■ Client Testimonials



### Key Highlights

- Technically superior products
- Maintenance free performance
- High efficacy
- Lumen maintenance over the years
- Custom solutions
- Lighting design support
- Lighting Control Solutions

\* The ownership of these trademarks and logos belongs to respective organizations



## ■ LED High bays



### ■ EELS COB HB Family

Robust and reliable COB high bays made in aluminium extrusion body for use in industrial sheds. High efficacy ensures more energy savings, and multiple options in optics for eye comfort and uniform lighting designs.

**Available Variants:**

35W, 40W, 60W, 80W, 100W, 120W, 150W, 200W, 240W

**System Efficacy:** >120 lm/W

**Power Factor:** >0.98

**THD:** <10%

**Protections:**

Wide input voltage range, 10kV inbuilt surge protection, Overload, SCP, OVP, Thermal Cut-off



### ■ EELS ML HB Family

Eetamax ML high bays made in aluminium pressure die cast body. High efficacy gives more energy savings, while in-built protections and good thermal design ensure maintenance free operation.

**Available Variants:**

80W, 100W, 120W, 150W, 200W, 240W

**System Efficacy:** >120 lm/W

**Power Factor:** >0.98

**THD:** <10%

**Protections:**

Wide input voltage range, 10kV inbuilt surge protection, Overload, SCP, OVP



### ■ EELS 4x1 Linear HB Family

Sleek and beautiful linear high bay products that can easily replace conventional fluorescent 4 feet high bay products. Diffused light distribution for glare free operation, while providing high system efficacy for more energy savings.

**Available Variants:**

80W, 100W, 120W, 150W

**System Efficacy:** >110 lm/W

**Power Factor:** >0.98

**THD:** <10%

**Protections:**

Wide input voltage range, upto 10kV inbuilt surge protection, Overload, SCP, OVP

# Ask for individual Technical Datasheet at time of procurement for exact specifications

## ■ LED Street Lights



### ■ EELS ML SL Family

Weatherproof street lights in pressure die cast aluminium body and toughened glass cover. Available in both options: with bat-wing light spread through lenses for maximum road area coverage, or wide angle light spread without lenses.

**Available Variants:**

30W, 40W, 50W, 60W, 72W, 80W, 90W, 100W, 120W, 150W, 180W, 200W

**System Efficacy:** >120 lm/W

**Power Factor:** >0.98

**THD:** <10%

**Protections:**

Wide input voltage range, upto 10kV inbuilt surge protection, Overload, SCP, OVP



### ■ EELS COB SL Family

Aesthetically pleasing street lights made in pressure die cast aluminium body with side contour and closed appearance. Weather proof body for robust use in outdoor conditions. Borosilicate glass lens for suitable spread of light and maximum road area coverage.

**Available Variants:**

30W, 40W, 50W, 60W, 80W, 100W, 120W, 150W

**System Efficacy:** >120 lm/W

**Power Factor:** >0.98

**THD:** <10%

**Protections:**

Wide input voltage range, upto 10kV inbuilt surge protection, Overload, SCP, OVP

# Ask for individual Technical Datasheet at time of procurement for exact specifications

## ■ LED Flood Lights



### ■ EELS ML FL Family

Made in aluminium pressure die cast body with toughened glass cover for high ingress protection for weatherproof outdoor use. They come with all necessary protections to ensure maintenance free operation at large installation heights. Available in wide beam angle light spread for open area lighting, and in asymmetric and narrow beams necessary for sports lighting and critical applications.

**Available Variants:**

30W, 40W, 50W, 60W, 80W, 100W, 120W, 150W, 200W, 240W, 300W, 350W

**System Efficacy:** >115 lm / W

**Power Factor:** >0.98

**THD:** <10%

**Protections:**

Wide input voltage range, upto 10kV inbuilt surge protection, Overload, SCP, OVP

### ■ EELS COB FL Family

Robust and reliable chip-on-board LED for long life. Made in aluminium pressure die cast housing with toughened glass cover and suitable gasketing for high degree of ingress protection against dust and water. Various in-built protections help ensure failure free life long operation in the field.

**Available Variants:**

40W, 60W, 80W, 100W, 120W, 150W, 200W, 240W, 300W, 350W

**System Efficacy:** >115 lm / W

**Power Factor:** >0.98

**THD:** <10%

**Protections:**


Wide input voltage range, upto 10kV inbuilt surge protection, Overload, SCP, OVP

# Ask for individual Technical Datasheet at time of procurement for exact specifications





## ■ LED Office Lights



### ■ EELS Panel Lights

Elegantly designed panel lights for office use. Available in various sizes and mounting arrangements for convenient and hassle free installation.

#### Available Variants:

Surface mounted and Recessed varieties in all products

- 1x1 ft - 20W
- 2x1 ft - 25W, 40W, 50W, 60W
- 2x2 ft - 25W, 30W, 35W, 40W, 50W, 60W, 80W
- 4x1 ft - 40W, 60W
- 4x2 ft - in 60W

**System Efficacy:** >100 lm / W

**Power Factor:** >0.98

**THD:** <10%

#### Protections:

Wide input voltage range, 4kV inbuilt surge protection, Overload, SCP, OVP

### ■ EELS Down Lighters

Aesthetically pleasant downlighters available in square and round aesthetics, and recessed and surface mounted varieties.

#### Available Variants:

- 9W, 12W, 16W, 24W
- Square / Round,
- Recessed / Surface mounted

**System Efficacy:** >100 lm / W

**Power Factor:** >0.98

**THD:** <10%

#### Protections:

Wide input voltage range, upto 4kV inbuilt surge protection, Overload, SCP, OVP

### ■ EELS LED Tube / Batten

Industrial grade LED batten made in aluminium extrusion body with high transmissivity glare free polycarbonate diffuser cover. Superior design with high system efficacy and surge protection for long lasting performance.

#### Available Variants:

- 2 feet - 9W
- 4 feet - 19W, 24W, 40W
- Retrofit option of 2x28W (for old 4x54 FTL)

**System Efficacy:** >100 lm / W

**Power Factor:** >0.98

**THD:** <20%

#### Protections:

Up to 2.5 kV surge protection

# Ask for individual Technical Datasheet at time of procurement for exact specifications

## ■ LED Cleanroom Lights

### Customize Your Cleanroom Lights

Customized sizes, CCT, and two switchable monochromatic CCTs within same light fitting

Customizations are available at corresponding additional lead time and cost



### ■ EELS Bottom Openable Cleanroom Lights

Bottom Openable Cleanroom lights that are suitable for use in cleanroom areas compliant with ISO 14644 cleanroom standards. Available in full MS body, full SS body, and a hybrid MS body + SS frame option.

#### Available Variants:

- 1x1 ft - 20W, 25W
- 2x2 ft - 25W, 40W, 50W, 60W, 80W, 100W
- 4x1 ft - 40W, 60W, 80W, 100W

**System Efficacy:** >100 lpw

**Power Factor:** >0.98

**THD:** <10%

#### Protections:

Wide input voltage range, upto 10kV inbuilt surge protection, Overload, SCP, OVP

### ■ EELS Top Openable Cleanroom Lights

Top openable cleanroom lights typically used with walkable ceilings in cleanroom areas compliant with ISO 14644 cleanroom standards. Available in full MS body, full SS body, and a hybrid MS body + SS frame option.

#### Available Variants:

- 1x1 ft - 20W, 25W
- 2x2 ft - 25W, 40W, 50W, 60W, 80W, 100W
- 4x1 ft - 40W, 60W, 80W, 100W

**System Efficacy:** >100 lpw

**Power Factor:** >0.98

**THD:** <10%

#### Protections:

Wide input voltage range, upto 10kV inbuilt surge protection, Overload, SCP, OVP

### ■ EELS Flameproof Cleanroom Lights

Flameproof lights for applications in chemical processing or storage spaces within cleanroom areas. Comes with an attached SS plate at the bottom. Available in round and rectangular versions.

#### Available Variants:

- Round - 15W, 30W
- Rectangular - 15W, 30W, 40W, 45W, 60W

**System Efficacy:** >90 lpw

**Power Factor:** >0.98

**THD:** <10%

#### Protections:

Wide input voltage range, upto 10kV inbuilt surge protection, Overload, SCP, OVP

# Ask for individual Technical Datasheet at time of procurement for exact specifications



## ■ LED Flameproof Lights



### ■ EELS Flameproof Well Glass

Most versatile general purpose flameproof product used for indoor as well as outdoor industrial applications. Made in aluminium die cast, powder coated, IP65 flameproof housing.

#### Available Variants:

15W, 30W, 45W, 60W, 80W, 90W, 100W



### ■ EELS Flameproof Flood Light

Flameproof flood lights for outdoor applications typical of petroleum and chemical process industries. Made in aluminium die cast, powder coated, IP65 flameproof housing.

#### Available Variants:

45W, 50W, 60W, 80W, 90W, 100W, 120W, 150W



### ■ EELS Flameproof Street Light

Flameproof street lights for flameproof area street lighting applications typical of petrochemicals and chemical process industries. Made in aluminium die cast, powder coated, IP65 flameproof housing.

#### Available Variants:

15W, 30W, 40W, 60W



### ■ EELS Flameproof Bulkhead

Flameproof bulkhead lights made in aluminium die cast, powder coated, IP65 flameproof housing. Available in rectangular and round aesthetics.

#### Available Variants:

- 15W, 30W, 40W, 45W, 60W in Rectangular
- 20W, 30W in Round



### ■ EELS Flameproof Tube Light

Flameproof tube light with separate driver made in 4ft long body. Available in 2 product versions - single tube and two tube lights.

#### Available Variants:

1x19W, 2x19W

#### Certification:

All Eetamax flameproof lights have CIMFR / PESO certification for use in corresponding IIA, IIB, or IIC gas group areas.

**System Efficacy:** >100 lpw

**Power Factor:** >0.98


**THD:** <10%

#### Protections:

Wide input voltage range, upto 10kV inbuilt surge protection, Overload, SCP, OVP

# Ask for individual Technical Datasheet at time of procurement for exact specifications

## ■ LED Other Lights



### ■ EELS Weatherproof Well Glass

Eetamax weather proof well glass is the most versatile general purpose industrial lighting product used for indoor as well as outdoor lighting applications. Made in aluminium die cast, powder coated, IP65 housing. Available in COB as well as SMD technology. Optional diffused lens also available.

**Available Variants:**

30W, 40W, 50W, 60W

**System Efficacy:** >100 lpw

**Power Factor:** >0.98

**THD:** <10%

**Protections:**

Wide input voltage range, upto 10kV  
inbuilt surge protection, Overload,  
SCP, OVP

### ■ EELS Channel Lights

Versatile and robust industrial lights used for applications ranging from inspection tables to passage illumination. Come in 2 varieties of 2 feet and 4 feet length.

**Available Variants:**

● 20W, 30W in 2ft

● 30W, 40W, 50W, 60W in 4ft

**System Efficacy:** >100 lpw

**Power Factor:** >0.98

**THD:** <10%

**Protections:**

Wide input voltage range, upto 10kV  
inbuilt surge protection, Overload,  
SCP, OVP

### ■ EELS IP65 Channel Lights

Weatherproof variety of the popular channel product. This product is more suitable for use in heavy duty industrial applications involving a lot of metallic dust and sand, in food processing industry, and in outdoors applications.

**Available Variants:**

30W, 40W, 1x19W, 2x19W

**System Efficacy:** >100 lpw

**Power Factor:** >0.98

**THD:** <10%

**Protections:**

Wide input voltage range, upto 10kV  
inbuilt surge protection, Overload,  
SCP, OVP


# Ask for individual Technical Datasheet at time of procurement for exact specifications

## ■ Lighting Control Solutions



### Light Management System

DALI based connected lighting solution for industries, IT/ITES offices, hospitals, and other large facilities



### Smart Street Lighting

IoT based monitoring and control solutions for outdoor lighting. Eetamax CCMS solutions are compliant with smart city lighting requirements. Economical solutions for a smaller scale are also available.



### Human Centric Lighting

Light designed for the human body and mind



### Sync Your Circadian Rhythm



### Scenes and Schedules



### Tabular and Graphical Reports



### SMS & Email Alerts



### Smart Fault Management module



### Energy Management Module



### Scalable to Full-fledged BMS



### Geo-Tagged Streetlights



### Scenes and Schedules



### Tabular and Graphical Reports



### SMS & Email Alerts



### Sub-1 GHz RF Mesh



### Smart City Requirements



### Energy Metering



### Improve Health



### Increase Work Productivity



### Reduce Manual Errors



### Improve Medical Recovery



### Tunable White



### Wide CCT Range



### High CRI

\* For more details ask for Lighting Control Solutions catalog





Scan QR Code to know more



## **EETAMAX ENERGY SOLUTIONS PVT. LTD.**

L-141, MIDC Industrial Area, Ahmednagar - 414111 Maharashtra, India

Email: [marketing@eetamax.com](mailto:marketing@eetamax.com) | Mobile: +91 95520 02173 | Landline: +91 241 2778978

### **Sales Locations**

Bangalore • Pune • Mumbai • Indore • Vadodara • Nashik • Aurangabad • Nagpur • Kolhapur • Ahmednagar

### **Follow Us on Social Media**



[www.eetamax.com](http://www.eetamax.com)